



2024 COMPLIANCE REPORT




**ST DOMINIC'S
PRIORY COLLEGE**

EDUCATING GIRLS, INSPIRING CONFIDENCE



EDUCATING GIRLS

inspiring confidence



SCHOOL FEATURES

St Dominic's Priory College is a Catholic girls Reception to Year 12 school of 663 students. The College strongly reflects the composition of the Australian multi-cultural community. Refugees from many parts of the world are welcomed, as are International Students.

The College is located five minutes north of the city centre in a quiet corner of North Adelaide. Founded in 1884 by Dominican Sisters from England, it has in common with Dominican Schools around the world, a long tradition of teaching and learning. At the request of the Dominican Sisters of North Adelaide, the Dominican Sisters of Eastern Australia and the Holy Cross Congregation of Dominican Sisters, Dominican Education Australia was formally inaugurated in August 2016 and now has oversight of the Ministries that were previously the responsibility of the three congregations. They are: Siena College (Melbourne), Santa Sabina College and St Lucy's School (Sydney) and Cabra Dominican College, St Mary's College and St Dominic's Priory College (Adelaide).

The Dominican motto of 'Truth, and the pursuit of truth wherever it is found' is seen as essential to its philosophy of learning. Acting on that truth in outreach to the neighbour is the desired outcome of this pursuit. The opportunity to nurture character and confidence is enhanced by the school's moderate size. Education at St Dominic's is based on a deep respect for the unique qualities and gifts of each child.

The College has an outstanding reputation in South Australia for the quality of its students' educational achievements across a broad range of learning areas. St Dominic's is committed to providing a balanced education where physical, intellectual and emotional growth are seen as complementary. Joy and enthusiasm are valued in the school's daily life and a wide range of co-curricula activities foster these goals.

The report presented here is a requirement of the Commonwealth Government as outlined in the *Schools Assistance Act 2008*. St Dominic's reports this data with pride in the significant achievements of staff and students.

It is presented under three headings: *Professional Engagement*, *Student Learning Outcomes* and *Satisfaction*.

We acknowledge St Dominic's Priory College is situated on Kurna Land and we pay our respects to Elders past, present and future.



STUDENT COHORT

ENROLMENTS

A total of 663 students were enrolled at St Dominic’s Priory College, with five (5) International Students and three (3) students who identify as Aboriginal or Torres Strait Islander, included in this cohort. Furthermore, there were 112 students who received support for a disability as identified under the Nationally Consistent Collection of Data (NCCD). Year level enrolments for 2024 as per the August census are reflected in the table below.

| YEAR LEVEL | STUDENTS | YEAR LEVEL | STUDENTS |
|---------------|----------|-----------------|----------|
| Little Doms | 11 | Year 7 | 76 |
| Reception | 16 | Year 8 | 79 |
| Year 1 | 25 | Year 9 | 77 |
| Year 2 | 23 | Year 10 | 64 |
| Year 3 | 24 | Year 11 | 82 |
| Year 4 | 30 | Year 12 | 77 |
| Year 5 | 32 | SECONDARY TOTAL | 455 |
| Year 6 | 47 | | |
| PRIMARY TOTAL | 208 | COLLEGE TOTAL | 663 |

STUDENT ATTENDANCE

St Dominic’s Priory College maintains a high level of student attendance. In 2024, the average student attendance rate was 92.8%.

The College provides multiple channels by which student absences can be notified. When a student is absent without explanation, a SMS text message is sent to the Parent or Guardian seeking clarification of the reasons for the absence as well as a follow up phone call when necessary. If needed, a letter is forwarded to families to clarify any unresolved absences. In addition, absences are monitored by Year Level Coordinators and the Deputy Principal, who work in partnership with parents/guardians to maximise the wellbeing of students.

The percentage figure for the average student attendance rate, as detailed below, shows the proportion of days that each student, on average, attends schol throughout the year. The larger the percentage, the smaller the number of days that students are absent from school.

| YEAR LEVEL | ATTENDANCE % | YEAR LEVEL | ATTENDANCE % |
|------------|--------------|------------|--------------|
| Reception | 93.7% | Year 7 | 93.5% |
| Year 1 | 93.8% | Year 8 | 92.2% |
| Year 2 | 93.6% | Year 9 | 91.7% |
| Year 3 | 94.5% | Year 10 | 93.2% |
| Year 4 | 94.1% | Year 11 | 92.9% |
| Year 5 | 91.6% | Year 12 | 92.1% |
| Year 6 | 93.4% | | |

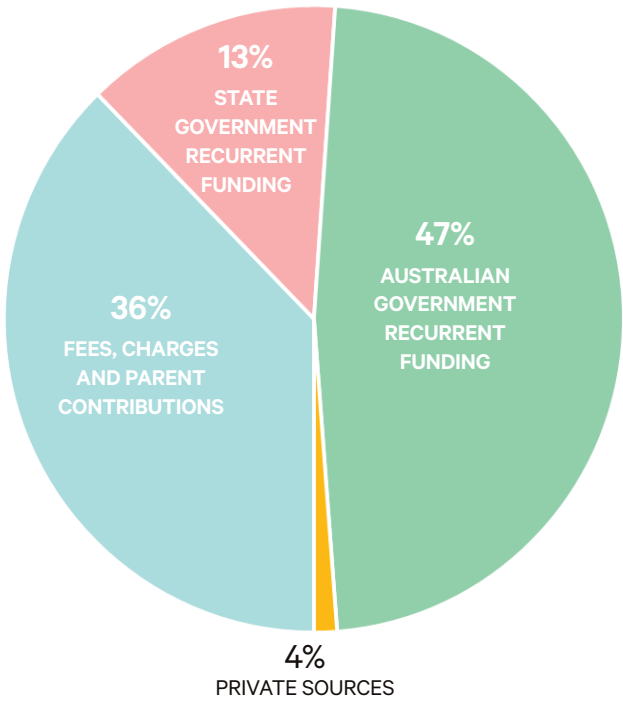
Based on the number of school days that students are required to attend against those taken as absence.



FINANCE

As an Independent Catholic School, the primary source of funding for teaching and learning programs comes from Parent contributions such as Tuition Fees and charges. Both the State and Commonwealth Governments also provide grants which are managed diligently to ensure the ongoing financial viability of the College:

NET RECURRENT INCOME 2024



| CATEGORY | 2024 | 2023 |
|--------------------------------|--------------|--------------|
| Education Fees | \$5,963,465 | \$5,788,262 |
| Other feesm charges and income | \$688,230 | \$383,834 |
| Government Grants | \$9,850,676 | \$9,570,421 |
| TOTAL | \$16,502,371 | \$15,742,517 |



STUDENT LEARNING OUTCOMES

SENIOR SECONDARY OUTCOMES

St Dominic's Year 12 students of 2024 achieved overall outstanding results. Twenty-nine percent (29%) of the Year 12 class achieved an ATAR score of 90 and above (top 10% in the State). Fourteen percent (14%) achieved a score of 95 and above (top 5% in the State).

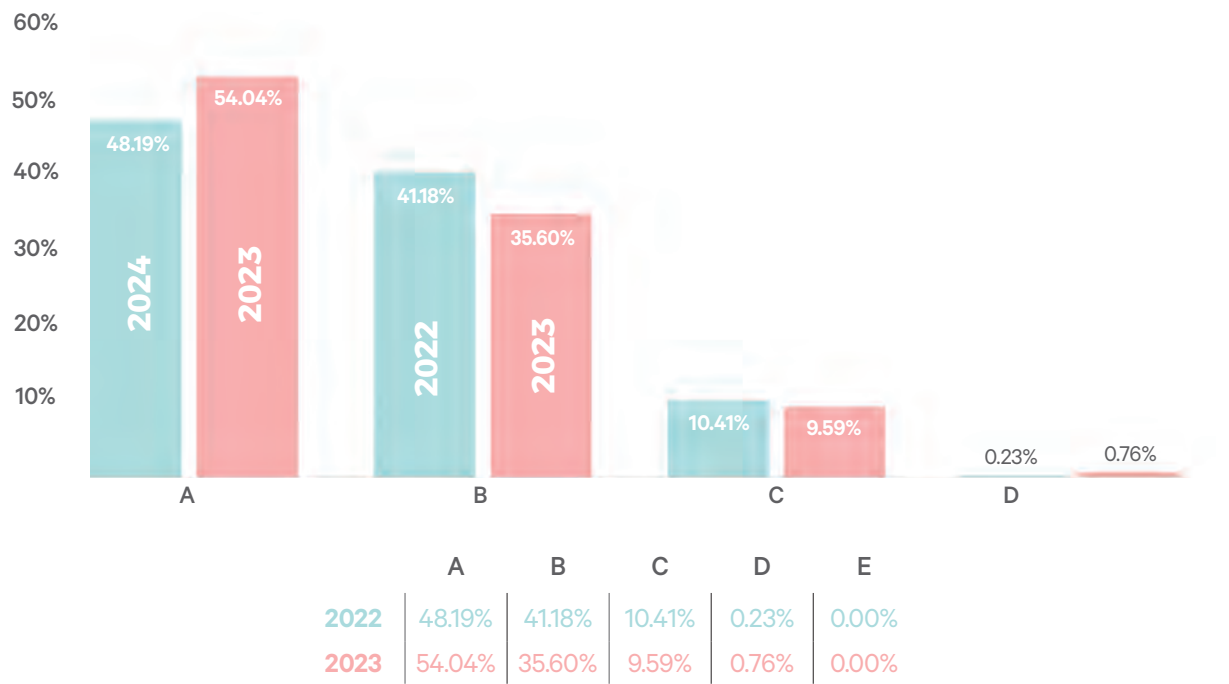
Overall, over 89% of all passes were of A and B grade standard.

Seventeen (17) Merits were obtained across the following twelve (12) subjects: *Activating Identities & Futures, Biology, Chemistry, Drama, English, English Literary Studies, Essential English, General Mathematics, Legal Studies, Society & Culture, Vietnamese, Workplace Practices.*

Thirty-seven (37) Senior School students were awarded a VET Qualification.

The full range of subject achievements for 2024 were published in Issue 1 of the 2025 College Newsletter. We extend our congratulations to all Year 12 students of 2024.

YEAR 12 GRADE DISTRIBUTIONS 2023/2024



POST-SCHOOL DESTINATIONS

In January 2025 the following offers were made to our students of 2024:

Total University 96%

Total TAFE 0%



STUDENT LEARNING OUTCOMES

NAPLAN

2024 Results

The 2024 NAPLAN participation for St Dominic's Priory College is 100%, compared with 95% nationally. The table below shows the College's average student results for 2024.

The cell colours below show how the College compares to all Australian students.

| | YEAR 3 | YEAR 5 | YEAR 7 | YEAR 9 |
|----------|--------|--------|--------|--------|
| READING | 475 | 496 | 567 | 585 |
| WRITING | 473 | 524 | 576 | 624 |
| SPELLING | 435 | 513 | 580 | 593 |
| GRAMMAR | 471 | 519 | 570 | 595 |
| NUMERACY | 427 | 501 | 561 | 586 |

well above above close to

The cell colours below show how the College compares to students with similar background.

| | YEAR 3 | YEAR 5 | YEAR 7 | YEAR 9 |
|----------|--------|--------|--------|--------|
| READING | 475 | 496 | 567 | 585 |
| WRITING | 473 | 524 | 576 | 624 |
| SPELLING | 435 | 513 | 580 | 593 |
| GRAMMAR | 471 | 519 | 570 | 595 |
| NUMERACY | 427 | 501 | 561 | 586 |

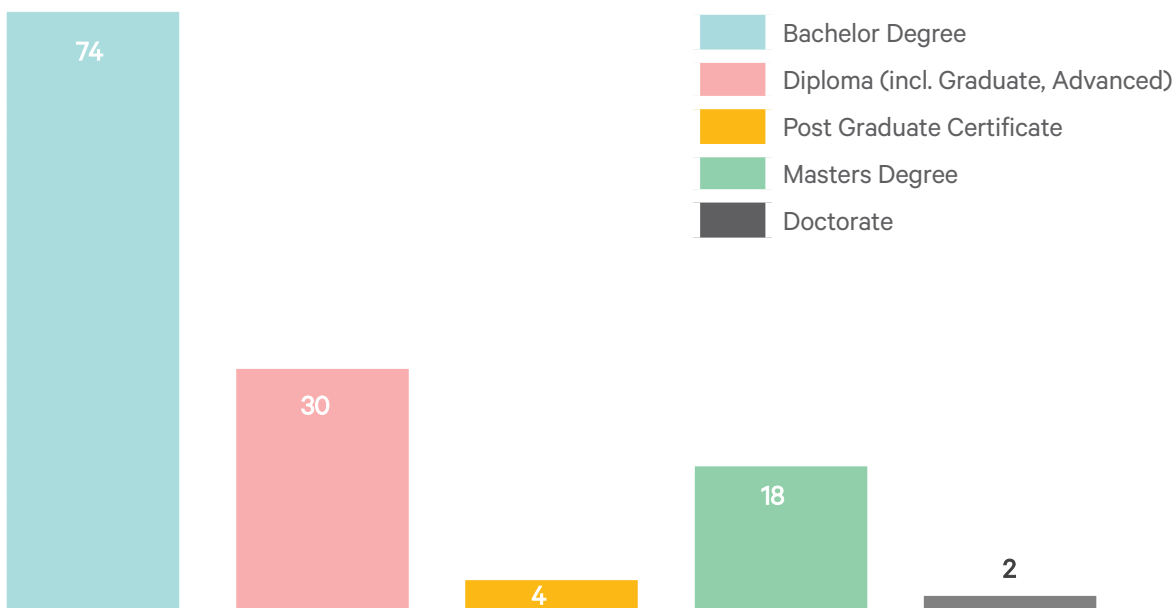
well above above close to



PROFESSIONAL ENGAGEMENT

TEACHER QUALIFICATIONS

The academic qualifications of our teaching staff is shown in the pie chart below:



In addition to formal qualifications, all staff undergo training in mandatory *Responding to Risks of Harm, Abuse and Neglect - Education and Care (RRHAN)*, and *First Aid Care for an Educational Setting*. Teaching staff hold the required qualifications for Teacher Registration in South Australia, and are trained in the Child Protection Curriculum. A wide range of Professional Development Opportunities are made available throughout the year.

COLLEGE STAFF

The St Dominic's Priory College staff comprises of **96 staff (68 Teachers and 28 Education Support Officers)**. The number of staff and full-time equivalent as reported in the Non-Government Schools Census for 2024 is shown in the table below.

| STAFF PROFILE | | FULL TIME EQUIVALENT |
|----------------------------|----|----------------------|
| Principal | 1 | 1.0 |
| Teaching Staff | 67 | 56.1 |
| Education Support Officers | 28 | 20.3 |
| TOTAL STAFF: | 96 | 77.4 |

There are no staff members who identify as Indigenous Australians.

STUDENT SATISFACTION

STUDENT SURVEY

Research indicates a strong positive correlation between student satisfaction and a school's operations. Exiting students' perceptions of school climate are important in understanding ways to improve school quality and satisfaction among students and teachers for future years.

A positive school environment empowers members of the school community to contribute to the ongoing improvement of the school and eliminate negative behaviours. The Exiting Student Survey is designed to provide schools with data useful for fostering a positive learning and working environment that promotes academic success among all students. Initial assessment provides a baseline, and ongoing assessment helps to determine whether programs are effective at improving the school climate, and whether they continue to be relevant for schools over time.

Performance of students is frequently reviewed; however, this only offers a snapshot and can often overlook the range of experiences, values and qualities that make up a school.

AIMS OF THE SURVEY

The survey aims to provide St Dominic's Priory College with the ability to:

- understand graduating students' perceptions and identify areas where there are high levels of satisfaction, and areas in need of improvement;
- determine students' future plans and preferred method of maintaining contact with the College;
- conduct like comparisons of your school to similar schools (e.g., denomination, size, vicinity, sector);
- conduct year comparisons – compare one year to the next to identify changes and improvements; and
- make comparisons across stakeholders (e.g., parents, staff, students, school executives).



EXECUTIVE SUMMARY

The exiting students at St Dominic's Priory College expressed an overall satisfaction rate of 81%, surpassing the benchmark for Catholic Girls' Schools by 4%. Furthermore, compared to the 2023 results, the 2024 results indicate a 2% increase in satisfaction levels. The percentage figures below represent mean scores for individual items. Students displayed the highest levels of satisfaction with Student Behavioural Values, and the lowest with Technology and Resources.

Percentage scores below indicate mean levels of satisfaction.

THE HIGHEST RATED ITEMS WERE FOR:

- St Dominic's Priory College is clearly identified as a Catholic School (90%)
- I have been taught to respect individual differences (89%)
- I have had strong friendships with my peers (89%)

THE LOWEST RATED ITEMS WERE FOR:

- The religious program is encompassing and interesting to students (68%)
- Students at St Dominic's Priory College wear their school uniform with pride (69%)
- Keeping in contact with St Dominic's Priory College is very important (70%)

SURVEY KEY AREAS INCLUDED

- | | |
|--------------------------|------------------------------|
| • Guidance and Support | • School Environment |
| • Learning Opportunities | • Student Behavioural Values |
| • Personal Development | • Technology Resources |
| • Teacher Quality | • Student Relationships |
| • School Curriculum | • Religion |





KEY RESULTS

St Dominic's Priory College's results have been analysed for each question and compared to both other Catholic Girls' Schools and the National Benchmark. In order of satisfaction level, the College's key points of difference - outside of those reported on page 15 - are presented below.

| KEY AREA | ITEM | NATIONAL MEAN | CATHOLIC GIRLS' SCHOOLS MEAN | ST DOMINIC'S 2023 MEAN |
|--------------------------|--|---------------|------------------------------|------------------------|
| Learning Opportunities | I have been taught to respect individual differences | 78% (-11%) | 84% (-5%) | 89% (+11%) |
| Behavioural Values | Students have shown respect towards the teachers | 66% (-19%) | 76% (-9%) | 85% (+19%) |
| Religion | Students have the opportunity to express their religious and spiritual beliefs | N/A | 69% (-16%) | 85% (+16%) |
| School Environment | I have enjoyed going to St Dominic's Priory College | 72% (-13%) | 75% (-10%) | 85% (+13%) |
| Personal Development | I have been challenged in different areas at school | 77% (-8%) | 82% (-3%) | 85% (+8%) |
| Student Relationships | My classmates have helped me if I did not understand something | 78% (-6%) | 83% (-1%) | 84% (+6%) |
| School Curriculum | My subjects have been interesting and challenging | 77% (-6%) | 75% (-8%) | 83% (+8%) |
| Guidance and Support | I have felt like I belonged at St Dominic's Priory College | 79% (-4%) | 81% (-2%) | 83% (+4%) |
| Teacher Quality | My teachers have provided me with useful feedback about my schoolwork | 71% (-10%) | 72% (-9%) | 81% (+10%) |
| Technology and Resources | The technology and other resources have been easily accessible | 70% (-10%) | 65% (-15%) | 80% (+15%) |
| OVERALL | I am happy to have attended St Dominic's Priory College | 81% (-7%) | 84% (-4%) | 88% (+7%) |

TOP 10 IMPROVEMENTS

St Dominic's Priory College's results have been analysed for each question and compared to its results from 2023. Presented below are the top 10 percentage differences between the College's 2024 and 2023 Student Exiting Surveys.

| KEY AREA | ITEM | ST DOMINIC'S 2023 MEAN | ST DOMINIC'S 2023 MEAN | IMPROVEMENT |
|--------------------------|--|------------------------|------------------------|-------------|
| Religion | St Dominic's Priory College caters to students' religious and spiritual needs | 73% | 84% | +11% |
| Religion | Students have the opportunity to express their religious and spiritual beliefs | 75% | 85% | +10% |
| Student Relationships | Bullying has not been a problem at St Dominic's Priory College | 66% | 76% | +10% |
| Religion | The religious program is encompassing and interesting to students | 59% | 68% | +9% |
| Teacher Quality | My teachers have provided me with useful feedback about my schoolwork | 73% | 81% | +8% |
| Technology and Resources | My teachers have kept up to date with technology | 68% | 76% | +8% |
| School Environment | Students at St Dominic's Priory College wear their school uniform with pride | 62% | 69% | +7% |
| Student Relationships | Students have shown respect for each other | 73% | 80% | +7% |
| Technology and Resources | The computer resources at St Dominic's Priory College are up to date | 67% | 74% | +7% |
| Overall | I am happy to have attended St Dominic's Priory College | 81% | 88% | +7% |

A FINAL NOTE:
*The data suggests that there have been considerable improvements over time at St Dominic's Priory College. Results indicate continual advancements with **TECHNOLOGY AND RESOURCES** and **RELIGION**. Exiting students are proud to have attended St Dominic's Priory College, and the College should ensure that it focuses on maintaining contact and providing support for Alumni.*

PARENT SATISFACTION

PARENT OPINION SURVEY

Research indicates a strong positive correlation between parent satisfaction and a school's operations. Parents' perceptions of school climate are important in understanding ways to improve school morale, reputation, productivity and overall atmosphere.

A positive school environment empowers members of the school community to contribute to the ongoing improvement of the school. The **Parent Opinion Survey** is designed to provide schools with data useful for fostering a positive learning and working environment that promotes academic success among all students. Initial assessment provides a baseline, and ongoing assessment helps to determine whether programs are effective at improving the school climate, and whether they continue to be relevant for schools over time.

Performance of students is frequently reviewed; however, this only offers a snapshot and can often overlook the range of experiences, values and qualities that make up a school.

AIMS OF THE SURVEY

The survey aims to provide the College with the ability to:

- demonstrate areas in St Dominic's where there are high levels of satisfaction, and areas in need of improvement;
- report on school satisfaction for marketing and other purposes;
- conduct like comparisons of St Dominic's to similar schools (e.g., denomination, school size, vicinity, sector);
- conduct year comparisons – compare one year to the next to identify changes and improvements; and
- make comparisons across stakeholders (e.g., parents, staff, students, school executives).

SUMMARY DATA

The table below presents demographic information about St Dominic's Priory College's respondents.

| | Percent of respondents | Number of respondents |
|-----------------|------------------------|-----------------------|
| All respondents | 100% | 91 |
| Mothers | 84% | 76 |
| Fathers | 15% | 14 |
| Guardians | 1% | 1 |
| Little Doms | 0% | 0 |
| Reception | 3% | 3 |
| Year 1 | 0% | 0 |
| Year 2 | 3% | 3 |
| Year 3 | 7% | 6 |
| Year 4 | 9% | 8 |
| Year 5 | 3% | 3 |
| Year 6 | 10% | 9 |
| Year 7 | 10% | 9 |
| Year 8 | 17% | 16 |
| Year 9 | 11% | 10 |
| Year 10 | 8% | 7 |
| Year 11 | 8% | 7 |
| Year 12 | 11% | 10 |

Please note: in this report, the mean levels of satisfaction have been calculated by converting parents' responses on the scale of 0 - 5 (strongly disagree to strongly agree) to percentage mean scores.



PARENT SATISFACTION

Parents at St Dominic's Priory College showed an overall mean satisfaction level of 81%. Compared with the Catholic Girls' Schools benchmark, satisfaction levels for St Dominic's parents were 4% higher. Percentage figures below indicate mean scores for each item.

Parents at St Dominic's displayed the highest levels of satisfaction with the key area of **School Environment**, and the lowest levels with the key area of **School Curriculum**.

Percentage scores below indicate mean levels of satisfaction.

THE HIGHEST RATED ITEMS WERE FOR:

- St Dominic's Priory College is kept clean and tidy (90%)
- St Dominic's Priory College is clearly identified as a Catholic School (89%)
- St Dominic's Priory College is a safe place for my daughter (88%)
- I have access to my daughter's teacher(s) when I feel the need to contact them (87%)
- Teachers and staff are caring and supportive (86%)
- My daughter enjoys going to St Dominic's Priory College (85%)
- St Dominic's Priory College provides an inviting atmosphere to family members (85%)

THE LOWEST RATED ITEMS WERE FOR:

- The College provides a wide variety of educational opportunities that suits my daughter's needs (75%)
- My daughter's interests are developed at St Dominic's Priory College (75%)
- The amount of homework is appropriate for my daughter (75%)
- Teachers communicate with me regularly about my daughter's progress (75%)
- The religious program is encompassing and interesting to students (76%)
- Attending St Dominic's Priory College has enabled my daughter to have a much greater understanding of her faith (76%)
- St Dominic's Priory College offers my daughter guidance about future opportunities (76%)
- My daughter is able to access additional academic and wellbeing support should she need to (76%)





KEY RESULTS

St Dominic's Priory College's results have been analysed for each question and compared to both other Catholic Girls' Schools Benchmark and the National Benchmark. In order of satisfaction level, the College's key points of difference - outside of those reported on page 19 - are presented below.

| KEY AREA | ITEM | NATIONAL BENCHMARK | CATHOLIC GIRLS' SCHOOLS MEAN | ST DOMINIC'S 2024 MEAN |
|---------------------------|---|--------------------|------------------------------|------------------------|
| School Environment | St Dominic's Priory College is a safe place for my daughter | 77% (-11%) | 85% (-3%) | 88% (+11%) |
| Leadership and Management | There is effective leadership at St Dominic's Priory College | 64% (-18%) | 76% (-6%) | 82% (+18%) |
| Teacher Quality | I have access to my daughter's teacher(s) when I feel the need to contact them | 71% (-16%) | 76% (-11%) | 87% (+16%) |
| Parent Communication | I feel well-informed about school matters | 65% (-17%) | 73% (-9%) | 82% (+17%) |
| Religion | Students have the opportunity to express their religious and spiritual beliefs | N/A | 82% (-2%) | 84% (+2%) |
| Technology and Resources | The technology and resources are easily accessible to my daughter | 74% (-9%) | 75% (-8%) | 83% (+9%) |
| Learning Opportunities | My daughter is motivated to learn at St Dominic's Priory College | 69% (-15%) | 75% (-9%) | 84% (+15%) |
| Guidance and Support | St Dominic's Priory College is doing a good job in preparing my daughter for the future | 71% (-10%) | 79% (-2%) | 81% (+10%) |
| Personal Development | The teachers help my daughter to be responsible for her own learning | 74% (-7%) | 78% (-3%) | 81% (+7%) |
| School Curriculum | The standard of schoolwork expected is appropriate for my daughter's age and ability | 73% (-7%) | 78% (-2%) | 80% (+7%) |
| Overall | I am satisfied with the quality of education that my daughter is receiving | 70% (-14%) | 77% (-7%) | 84% (+14%) |

CHILD SAFEGUARDING

In 2024, St Dominic's Priory College introduced a series of questions pertaining to the College's Child Safeguarding initiatives. These questions are unique to the College, and so do not have a comparative to benchmark against.

87% I believe that the school is complying with its Child Safeguarding requirements

86% I feel that my daughter is well protected at St Dominic's Priory College

85% St Dominic's Priory College promotes a culture where child protection is the responsibility of everyone

84% I am aware of the College's child protection and reporting obligations

81% I have been informed of the College's Child Safeguarding Commitment Statement

79% I know who to approach if I have a child safeguarding concern

A FINAL NOTE:
The data suggests that parents are very happy with St Dominic's Priory College. The results indicate high levels of satisfaction with the school environment, the teacher quality, and the leadership and management. St Dominic's Priory College is committed to assessing parents' perceptions on a regular basis to both maintain and improve upon, these positive views.



**ST DOMINIC'S
PRIORY COLLEGE**

EDUCATING GIRLS.
INSPIRING CONFIDENCE

139 Molesworth Street,
North Adelaide SA 5006

t: 08 8331 5100

f: 08 8267 4877

e: admin@stdominics.sa.edu.au

stdominics.sa.edu.au |    